



















HORIZONTAL SPINDLE SURFACE GRINDING WHEELS

The coloured dot shows the actual colour of the wheel

SPECIFICATIONS					
MATERIALS	TYPE	DIAMETER < 250 mm		DIAMETER < 400 mm	
		SPECIFICATION	APPLICATION	SPECIFICATION	APPLICATION
STEEL	Mild steel Medium hardenss steel	CB46H8W9 	General use	CL36I10W9 	General use
		CB60H8W9 	Finishing		
	Hardened steel Hardened steel alloy steel hardness <58 HRC	CB46FG12W31 	General use	CB46FG12W92 	General use
		CB60FG12W31 	Finishing	CB60FG12W9 	Finishing
MOLDS STEEL	Steel	CB12OH8W9 		/	
STAINLESS STEEL	Stainless steel	CB60F13W91 	Aeronautics	CB60F13W91 	Aeronautics
		CB80F13W91 	Aeronautics	CB80F13W91 	Aeronautics
CAST IRON	Steel cast iron Nodular cast iron Tempered cast iron	CB46FG12W92 	General use	CB46FG12W92 	General use
	Grey cast iron	SV60H10W6 		SV60H10W6 	
NON FERROUS METALS	Aluminium, bronze, copper, non-ferrous alloys	SV60H10W6 	General use	SV60H10W6 	General use